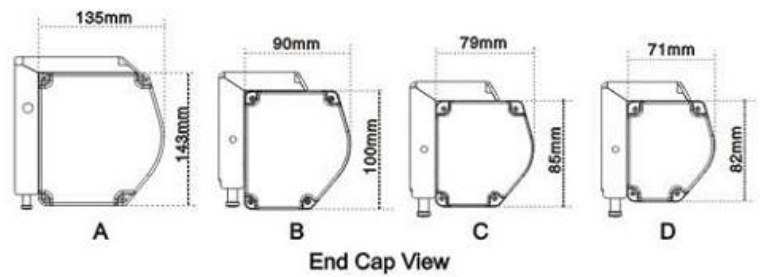

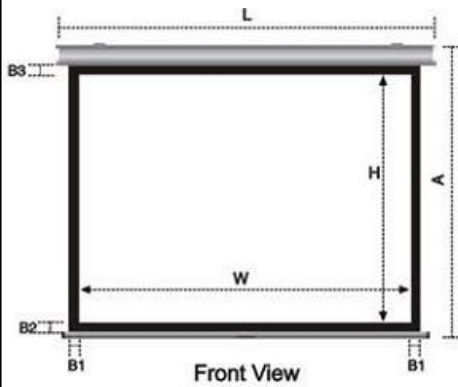


Data for Cyber Motorized Series

Format	Model	Specification	Viewing Area	L	A	End cap	B1	B2	B3	Package	Net/Gross Weight
		(Inch)	WxH (mm)	(mm)	(mm)	model	(mm)	(mm)	(mm)	L×H×W(mm)	(kg)
4:3	CB-M60	60	1219×914	1425	1161	B	30	50	80	1740×155×160	7.9/10.1
	CB-M72	72	1460×1100	1670	1347	B	30	50	80	1981×155×160	9.1/11.5
	CB-M80	80	1626×1219	1872	1466	B	50	50	80	2189×155×160	10.1/12.7
	CB-M84	84	1710×1280	1960	1527	B	50	50	80	2271×155×160	10.5/13.2
	CB-M100	100	2032×1524	2280	1767	B	50	50	80	2591×155×160	13.8/16.7
	CB-M120	120	2400×1800	2650	2047	B	50	50	80	2961×155×160	15.3/18.4
	CB-M150	150	3050 x 2286	3348	2589	A	50	80	80	3748×215×215	29.4/33.5
	CB-M180	180	3620×2715	3920	3018	A	50	80	80	4318×215×215	38/44.8
	CB-M200	200	4020×3015	4320	3318	A	50	80	80	4718×215×215	49/58
16:9	CB-M77	77	1704×958	1950	1980	B	50	55	850	2265×155×160	10.2/12.9
	CB-M80	80	1770 x 996	1976	1949	B	28	50	800	2287×155×160	10.3/13.1
	CB-M92	92	2030×1145	2280	1948	B	50	50	650	2591×155×160	13.8/16.7
	CB-M100	100	2214×1245	2464	1948	B	50	50	550	2775×155×160	14.5/17.3
	CB-M106	106	2340×1320	2584	1973	B	47	50	500	2895×155×160	15.1/17.5
	CB-M120	120	2656×1494	2906	2047	B	50	50	400	3217×155×160	14.3/17.3
	CB-M150	150	3320×1867	3620	2390	A	50	80	300	4018×215×215	34.1/40.2
16:10	CB-M80	80	1723x1077	1973	2030	B	50	50	800	2287×155×160	10.3/13.1
	CB-M92	92	1982x1239	2232	1939	B	50	50	650	2591×155×160	13.8/16.7
	CB-M106	106	2283x1427	2533	1977	B	50	50	500	2895×155×160	15.1/17.5
1:1	CB-M70	70x70	1780×1780	1976	2027	B	23	50	80	2287×155×160	10.9/13.7
	CB-M84	84x84	2030×2030	2280	2277	B	50	50	80	2591×155×160	13.9/16.9



Cyber motorized screens use end caps A and B. Cyber manual pull-down screens use end caps B, C and D.
 (Note: the appearance of the motorized screens and manual screens are different. Please refer to the product specifications for actual measurement)

Note : Due to product updates, sizes and specification are subject to change at any time.